






RELOCATOR for TOUR PAK™, '14-UP HD

8956

THANK YOU FOR CHOOSING KÜRYAKYN!

PROTECT YOURSELF AND OTHERS FROM POSSIBLE INJURY AND PROPERTY DAMAGE OR LOSS. PAY CLOSE ATTENTION TO ALL INSTRUCTIONS, WARNINGS, CAUTIONS, AND NOTICES REGARDING THE INSTALLATION, USE, AND CARE OF THIS PRODUCT.


| | |
|---|--|
|  WARNING | THIS INDICATION ALERTS YOU TO THE FACT THAT IGNORING THE CONTENTS DESCRIBED HEREIN CAN RESULT IN POTENTIAL DEATH OR SERIOUS INJURY. |
|  CAUTION | This indication alerts you to the fact that ignoring the contents described herein can result in minor or moderate potential injury. |
|  NOTICE | This indication alerts you to the fact that ignoring the contents described herein may negatively affect product performance and functionality or damage the product itself or the product to which it is being attached. |


MAKE SURE THE FOLLOWING PARTS HAVE BEEN INCLUDED IN THE KIT:

- 1 Right-side Relocator Block
- 1 Left-side Relocator Block
- 1 Hardware Kit containing:
 - 4 1/4" Flat Washers
 - 4 1/4" Lock Washers
 - 4 1/4"-20 X 1-1/8" Hex Head Screws
 - 4 Cable Ties
- 1 Installation Instructions

TOOLS SUGGESTED:

1/4" ratchet and sockets, a friend's assistance, and an inch pound (in-lbs) torque wrench

 **NOTICE** **These installation instructions contain important information. Ensure that the end user receives this copy and is aware of its importance for future reference.**

 **WARNING** **THE END USER'S SAFETY DEPENDS UPON PROPER INSTALLATION OF THIS PRODUCT. IF A STEP IN THIS SET OF INSTRUCTIONS IS NOT WITHIN YOUR CAPABILITIES OR YOU DO NOT HAVE THE CORRECT TOOLS, HAVE YOUR DEALER PERFORM THE PROCEDURE. IMPROPER INSTALLATION OF THIS PRODUCT COULD RESULT IN DEATH OR SERIOUS INJURY.**

 **NOTICE** **Avoid damage to the motorcycle. Protect painted surfaces with a soft cloth or blanket.**

CUSTOMER SERVICE

877.370.3604 (toll free)

INSTALLATION QUESTIONS

techsupport@kuryakyn.com
or call 715.247.2983

LIMITED WARRANTY

Kuryakyn warrants that any Kuryakyn products sold hereunder, shall be free of defects in materials and workmanship for a period of one (1) year from the date of purchase by the consumer excepting the following provisions:

- Kuryakyn shall have no obligation in the event the customer is unable to provide a receipt showing the date the customer purchased the product(s).
 - The product must be properly installed, maintained and operated under normal conditions.
 - Kuryakyn makes no warranty, expressed or implied, with respect to any gold plated products.
 - Kuryakyn shall not be liable for any consequential and incidental damages, including labor and paint, resulting from failure of a Kuryakyn product, failure to deliver, delay in delivery, delivery in nonconforming condition, or for any breach of contract or duty between Kuryakyn and a customer.
- Kuryakyn products are often intended for use in specific applications. Kuryakyn makes no warranty if a Kuryakyn product is used in applications other than intended.
- Kuryakyn electrical products are warranted for one (1) year from the date of purchase by the consumer. L.E.D.'S contained in components of Kuryakyn products will be warranted for defects in materials and workmanship for 3 years from the date of purchase where as all other components shall be warranted for one(1) year. This includes, but is not limited to; control modules, wiring, chrome & other components.

- Kuryakyn makes no warranty of any kind in regard to other manufacturer's products distributed by Kuryakyn. Kuryakyn will pass on all warranties made by the manufacturer and where possible, will expedite the claim on behalf of the customer, but ultimately, responsibility for disposition of the warranty claim lies with the manufacturer.

ABOUT OUR CATALOG

For purchasing Kuryakyn® products, you can receive a complete catalog free of charge. Send the Proof-of-Purchase below with your address to: Kuryakyn
454 County Road V V
Somerset, WI 54025-9031
Please indicate either Accessories Catalog for Harley-Davidson® or GL & Metric Cruisers.

Be sure to ask your local dealer about other Kuryakyn® products, the motorcycle parts and accessories designed for riders by riders.

©2005 Kuryakyn USA® All Rights reserved.



STEP 1 Read and understand all steps in the instructions before starting the installation. Park the motorcycle on a hard, level surface and turn off the ignition.

STEP 2 On the underside of the Tour Pak™, locate and remove the four hex nuts and washers; set the hardware aside for now, it will be reused.

STEP 3 Refer to **PIC 1**. Rest the Tour Pak™ on the seat and have a friend secure it while the Relocator Blocks are installed.

STEP 4 Locate the included Relocator Blocks; they are marked "Left Side" and "Right Side".

STEP 5 Refer to **PIC 1**. Secure the Blocks to the underside of the Tour Pak™ with the hex nuts and washers removed in **STEP 2**. **Torque the nuts to 60-72 in-lbs (6.7-8.1 Nm)**.

STEP 6 Set the Tour Pak™ down on the support frame and align the holes.


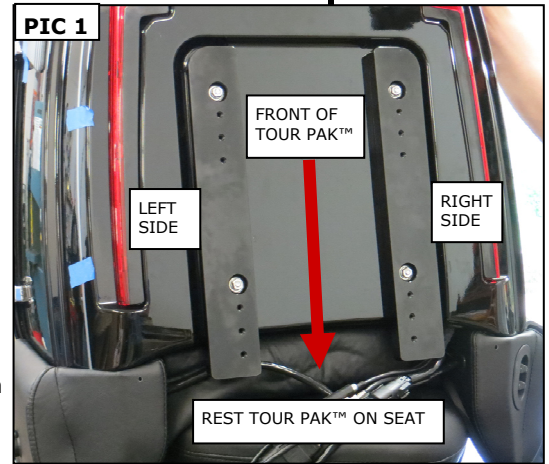
There are three sets of holes in the Blocks allowing for three inches of adjustment.

The slot in the support frame allows for an additional one inch of adjustment.

Determine the desired location before securing the Tour Pak™ to the support frame.

STEP 7 Refer to **PIC 2**. Insert the four included 1/4" Screws, Lock Washers, and Flat Washers through the support frame and into the Tour Pak™ floor. Leave the screws loose until all four have been started in their threaded holes.

STEP 8 Torque the screws to 60-72 in-lbs (6.7-8.1 Nm).



NOTICE Ensure that all Tour Pak™ wiring is not stretched out or under tension. If necessary, adjust the wiring so that it will remain connected during operation. Use the included Cable Ties to secure the wiring away from moving parts, pinch points, or extreme heat. Kuryakyn will not provide warranty coverage on any electrical component that fails due to pinched, crimped, broken, abraded, melted, or frayed wires.

NOTICE It is the end user's responsibility to ensure that all of the fasteners (including pre-assembled) are tightened before operation of the motorcycle. Kuryakyn will not provide warranty coverage on products or components lost or damaged due to improper installation or lack of maintenance. Periodic inspection and maintenance are required on all fasteners.

WARNING DO NOT OVERLOAD THE TOUR PAK™! FOLLOW THE MANUFACTURER'S RECOMMENDED WEIGHT LIMIT. OVER LOADING THE TOUR PAK™ CAN LEAD TO COMPONENT FAILURE WHICH COULD RESULT IN DEATH OR SERIOUS INJURY.

Ride On!