



# INSTRUCTIONS

-J03907

REV. 2007-01-11

## FORK SLIDER END COVERS

### GENERAL

#### Kit Number

46282-07

#### Models

For model fitment information, please see the P&A Retail Catalog or the Parts and Accessories section of [www.harley-davidson.com](http://www.harley-davidson.com) (English only).

#### Additional Parts Required

Proper installation of this kit requires the use of Loctite® 243 Threadlocker and Sealant - Blue (99642-97).

#### Kit Contents

See Figure 4 and Table 1.

### INSTALLATION

#### NOTES

See Figure 4. The Fork Slider End Covers are side specific. The left side assembly (1) contains a rubber axle nut cap (4); the right side assembly (9) does not. The left side assembly also contains the letter "L" cast on the inside surface of the cover.


Install the left side Fork Slider End Cover first.

1. See Figure 1. Install the rubber axle nut cap (1) from the kit over the axle nut.
2. Install the rubber axle insert (2) over the axle as shown.
3. See Figure 2. Install the rubber axle cap (1) as shown. Ensure the cap is oriented with the word "TOP" on top.




1. Rubber axle nut cap
2. Rubber axle insert

Figure 1. Install Axle Nut Cap and Axle Insert



1. Rubber axle cap

Figure 2. Install Rubber Axle Cap



1. Outer slider end cap
2. Forward inner slider end cap
3. Rearward inner slider end cap

Figure 3. Install Slider End Caps (Left Side Shown)

4. See Figure 3. Install the outer cover (1) over the rubber axle cap as shown.
5. Install the forward (2) and rearward (3) inner covers as shown. Ensure that they properly seat over the rubber axle insert.
6. Apply a small amount of Loctite 243 (blue) to two screws from the kit. Secure the covers with the screws and the hex wrench included in the kit. Tighten the screws to 14 in-lbs (1.6 Nm).
7. Repeat Steps 2 - 6 for the right side fork slider cover.

## SERVICE PARTS

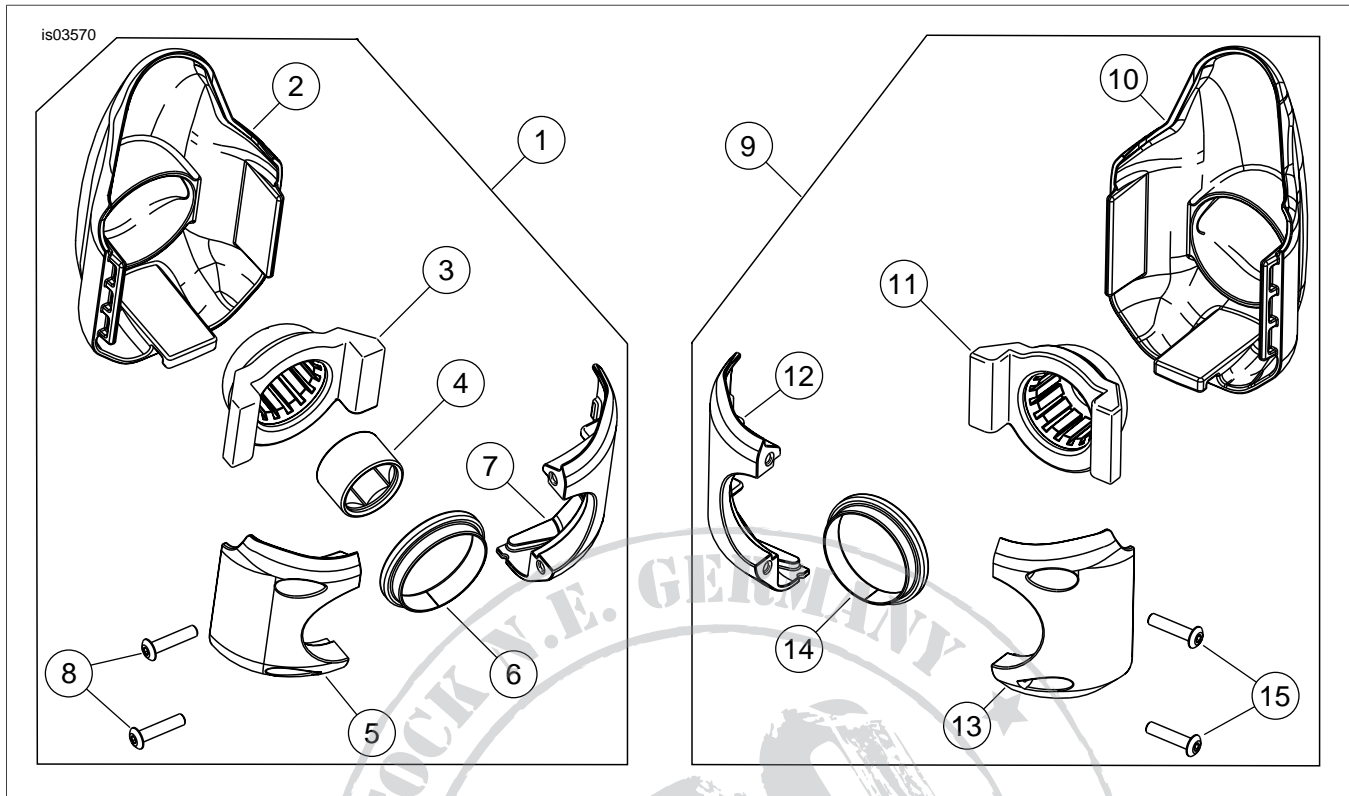


Figure 4. Service Parts for Fork Slider End Covers

Table 1. Service Parts Table

Item	Description (Quantity)	Part Number
1	Service kit, left side slider end cap cover	46284-07
2	• Cover, slider end cap, left outer	Not Sold Separately
3	• Cap, rubber, axle	Not Sold Separately
4	• Cap, rubber, axle nut	Not Sold Separately
5	• Cover, slider end cap, left rearward inner	Not Sold Separately
6	• Insert, rubber, axle	Not Sold Separately
7	• Cover, slider end cap, left forward inner	Not Sold Separately
8	• Screw, #8-32 x 3/4 inch (chrome) (2)	94380-92T
9	Service kit, right side slider end cap cover	46623-07
10	• Cover, slider end cap, right outer	Not Sold Separately
11	• Cap, rubber, axle	Not Sold Separately
12	• Cover, slider end cap, right forward inner	Not Sold Separately
13	• Cover, slider end cap, right rearward inner	Not Sold Separately
14	• Insert, rubber, axle	Not Sold Separately
15	• Screw, #8-32 x 3/4 inch (chrome) (2)	94380-92T
16	Hex wrench, 3/32 inch (not shown)	Not Sold Separately