



UNIVERSAL DRINK HOLDER with BASKET

1791

PARTS INCLUDED

- 1 Universal Drink Holder with Basket and Mirror Mount
1 Hardware Kit Containing:
1 Shim
1 5/16" Lock Washer
1 Thumb Nut
1 Mirror Mount Kit Containing:
1 Mirror Mount
1 M10 Internal Tooth Lock Washer
1 5/16" Flat Washer
1 Package Anti-Seize
1 Installation Instructions

Please read and understand entire instructions before starting installation.

THANK YOU FOR CHOOSING KÜRYAKYN!

IN ORDER TO PROTECT YOU AND OTHERS FROM POSSIBLE INJURY AND/OR PROPERTY DAMAGE OR LOSS, PLEASE PAY CLOSE ATTENTION TO ALL INSTRUCTIONS, WARNINGS, CAUTIONS AND NOTICES REGARDING THE USE AND CARE OF THIS PRODUCT.



THIS INDICATION ALERTS YOU TO THE FACT THAT IGNORING THE CONTENTS DESCRIBED HEREIN CAN RESULT IN POTENTIAL DEATH OR SERIOUS INJURY.



This indication alerts you to the fact that ignoring the contents described herein may negatively affect product performance and functionality.



This indication alerts you to the fact that ignoring the contents described herein can result in potential injury.



IF INSTALLING THIS PRODUCT FOR ANOTHER PARTY, PLEASE MAKE SURE THEY RECEIVE THIS COPY OF THE INSTALLATION INSTRUCTIONS SO THEY ARE AWARE OF THE IMPORTANT INFORMATION CONTAINED IN THEM.

TOOLS SUGGESTED

Set of Metric Combination Wrenches

STRICTLY OBSERVE THE FOLLOWING GUIDELINES IN ORDER TO USE THE PRODUCT PROPERLY AND AVOID POTENTIALLY DANGEROUS ACCIDENTS.

STEP 1 Read and understand all steps in the instructions before starting the installation. Park the motorcycle on a hard, level surface and turn off the ignition.



Avoid damage to the motorcycle. Protect painted surfaces with a soft cloth or blanket.

STEP 2 Determine which side of the motorcycle that you would like to mount the Mirror Mount. Remove that mirror.

CUSTOMER SERVICE

877.370.3604 (toll free)

INSTALLATION QUESTIONS

techsupport@kuryakyn.com or call 715.247.2983

LIMITED WARRANTY

Kuryakyn warrants that any Kuryakyn products sold hereunder, shall be free of defects in materials and workmanship for a period of one (1) year from the date of purchase by the consumer excepting the following provisions:

- Kuryakyn shall have no obligation in the event the customer is unable to provide a receipt showing the date the customer purchased the product(s).
The product must be properly installed, maintained and operated under normal conditions.
Kuryakyn makes no warranty, expressed or implied, with respect to any gold plated products.
Kuryakyn shall not be liable for any consequential and incidental damages, including labor and paint, resulting from failure of a Kuryakyn product, failure to deliver, delay in delivery, delivery in nonconforming condition, or for any breach of contract or duty between Kuryakyn and a customer.
Kuryakyn products are often intended for use in specific applications. Kuryakyn makes no warranty if a Kuryakyn product is used in applications other than intended.
Kuryakyn electrical products are warranted for one (1) year from the date of purchase by the consumer. L.E.D.'S contained in components of Kuryakyn products will be warranted for defects in materials and workmanship for 3 years from the date of purchase where as all other components shall be warranted for one(1) year. This includes, but is not limited to; control modules, wiring, chrome & other components.

Kuryakyn makes no warranty of any kind in regard to other manufacturer's products distributed by Kuryakyn. Kuryakyn will pass on all warranties made by the manufacturer and where possible, will expedite the claim on behalf of the customer, but ultimately, responsibility for disposition of the warranty claim lies with the manufacturer.

ABOUT OUR CATALOG

For purchasing Kuryakyn® products, you can receive a complete catalog free of charge. Send the Proof-of-Purchase below with your address to: Kuryakyn, P.O. Box 339, Somerset, WI 54025. Please indicate either Accessories Catalog for Harley-Davidson® or GL & Metric Cruisers.

Be sure to ask your local dealer about other Kuryakyn® products, the motorcycle parts and accessories designed for riders by riders.

©2005 Kuryakyn USA® All Rights reserved.





Ensure that the installation of this product does not interfere with the proper operation of the motorcycle before riding.



It is the installer's responsibility to ensure that there is adequate clearance between the Drink Holder with Basket and any painted surfaces. Küryakyn is not responsible for any damage due to inadequate clearance.

STEP 3

Determine the orientation of the Mirror Mount so that it will not interfere with any component on the motorcycle. (The typical mounting position is opposite the direction of the mirror head (PIC 1), but it may be positioned in front of the mirror (PIC 2), or behind the mirror, to clear handlebars and other accessories.) Insert the threaded portion of the mirror through the mirror mount. Place the included internal tooth lock washer under the Mirror Mount and thread the mirror back to the mount on the motorcycle. PIC 3 (Depending on the area of installation you may need to use the included flat washer between the internal tooth lock washer and the Mirror Mount to give the Mount a level surface.



Confirm proper thread depth engagement between the mirror and the perch. The mirror should thread in to the perch 1-1/2 times it's thread diameter.



Use the supplied anti-seize for fasteners; this will prevent galling and make future removal of fasteners easier.

STEP 4

To mount the Drink Holder with Basket, place the stud through the Mirror Mount, lining up the edges of the flats on the stud with the notches in the Mirror Mount. PIC 3 Place the flat washer first, then the lock washer over the protruding end (PIC 4). Apply anti-seize to the threaded portion of the stud and secure with the thumb nut.

STEP 5

Turn the handlebars in both directions to their full stop position and ensure that there is clearance between the Drink Holder with Basket and the gas tank, dash and other accessories.



ENSURE THAT THERE IS CLEARANCE AT ALL POINTS WHEN THE HANDLEBARS ARE TURNED. INSUFFICIENT CLEARANCE MAY CAUSE DAMAGE TO THE MOTORCYCLE OR CAN CAUSE LOSS OF CONTROL THAT COULD RESULT IN SEVERE INJURY OR DEATH.






TO PREVENT POSSIBLE LOSS OF CONTROL, WHICH COULD RESULT IN SERIOUS INJURY OR DEATH, WE DO NOT RECOMMEND REMOVING OR REPLACING THE BEVERAGE IN THE HOLDER WHILE RIDING THE MOTORCYCLE.



Ensure that the Drink Holder is secure to the motorcycle. Küryakyn is not responsible for items that may be stolen or damaged in relation to the use of this Drink Holder or from the Drink Holder not being properly secured to the motorcycle. It is the installer's responsibility to ensure that all of the fasteners (including pre-assembled) are tightened before operation of the motorcycle. Küryakyn will not provide warranty coverage on products or components lost due to improper installation or lack of maintenance. Periodic inspection and maintenance are required on all fasteners.



Do not overload the Drink Holder Basket with excessive weight.



Ride On!